



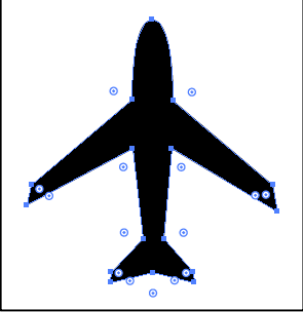





CORNELL NOTES – GRAPHICS FOR GAME DEVELOPMENT

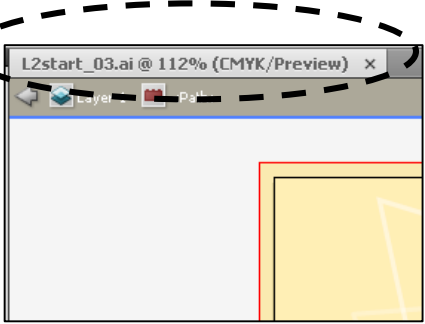
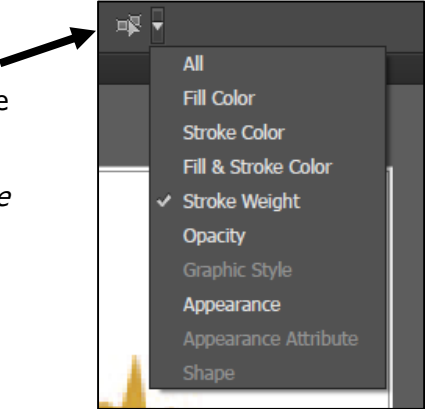
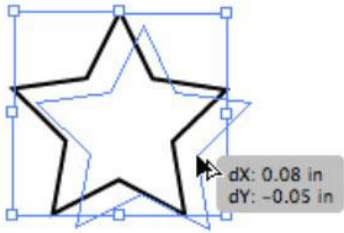
	Topic/Objective: Adobe Illustrator Lesson 2	Name:
		Class/Period:
		Date:

Essential Question:

What tools can we use in Illustrator to help in selecting, hiding, locking and grouping objects?

Questions:	Notes/Answers/Definitions/Examples/Sentences:
	<p>Various Selection Tools</p> <p>1. Selection Tool </p> <ol style="list-style-type: none"> a. Use to select, scale, rotate objects b. Blue bounding box will also be surrounding the object c. Selecting Multiple Objects <ol style="list-style-type: none"> i. Hold SHIFT key & Select Each OR ii. Dragging marque around selected objects (with mouse) d. Moving a group of objects involves clicking in the center of the object and dragging <div style="text-align: right;">  </div> <p>2. Direct Selection Tool </p> <ol style="list-style-type: none"> a. Use to select points or path segments within an object b. Anchor points that are selected are solid (dark) color <ol style="list-style-type: none"> i. Anchor points not selected are hallow (white) color <div style="text-align: right;">  </div> <p>3. Magic Wand Tool </p> <ol style="list-style-type: none"> a. Selects objects of same or similar color or pattern fill attributes b. Use SHIFT key to select multiple objects of another similar color <p>4. Group Selection Tool </p> <ol style="list-style-type: none"> a. Selects Nested Groups <p>5. Lasso Tool </p> <ol style="list-style-type: none"> a. Allows you to draw around or through the shapes you want to select <p>6. Using the Layers Panel (we will discuss this later in a future lesson)</p>

CORNELL NOTES – GRAPHICS FOR GAME DEVELOPMENT

Questions:	Notes/Answers/Definitions/Examples/Sentences:																			
	<p><u>Isolation Mode</u></p> <ol style="list-style-type: none"> Isolates groups or sub layers so that you can easily select & edit specific objects or parts of an object Double Click the drawing object to enter this mode <ol style="list-style-type: none"> To Exit → double click outside the object's bounding (blue) box 																			
																				
	<p><u>Selecting Similar Objects</u></p> <ol style="list-style-type: none"> Examples: Same fill color, same stroke color, same stroke weight, etc. Two ways: <ol style="list-style-type: none"> Select Menu > Same > <i>Choose</i> While in the Selection Tool, choose the Select Similar Objects Button 																			
																				
	<p><u>Duplicating Objects</u></p> <ol style="list-style-type: none"> Use the Selection Tool to select the item you want to duplicate Hold your ALT key and hover over your selected object Click and drag from the selected drawing object 																			
																				
	<p><u>How Else Can I Select Objects?</u></p> <table border="1" style="width: 100%; border-collapse: collapse;"> <tbody> <tr> <td style="width: 33%;">Group Items</td> <td style="width: 33%;">CTRL + G</td> <td>Object Menu > Group</td> </tr> <tr> <td>Ungroup Items</td> <td>SHIFT + CTRL + G</td> <td>Object Menu > Ungroup</td> </tr> <tr> <td>Hide Selection</td> <td>CTRL + 3</td> <td>Object Menu > Hide > Selection</td> </tr> <tr> <td>Selects All Objects</td> <td>CTRL + A</td> <td>Select Menu > All</td> </tr> <tr> <td>Deselects Objects</td> <td>SHIFT + CTRL + A</td> <td>Select Menu > Deselect</td> </tr> <tr> <td>Lock a Selection</td> <td>CTRL + 2</td> <td>Object Menu > Lock > Selection</td> </tr> </tbody> </table>		Group Items	CTRL + G	Object Menu > Group	Ungroup Items	SHIFT + CTRL + G	Object Menu > Ungroup	Hide Selection	CTRL + 3	Object Menu > Hide > Selection	Selects All Objects	CTRL + A	Select Menu > All	Deselects Objects	SHIFT + CTRL + A	Select Menu > Deselect	Lock a Selection	CTRL + 2	Object Menu > Lock > Selection
Group Items	CTRL + G	Object Menu > Group																		
Ungroup Items	SHIFT + CTRL + G	Object Menu > Ungroup																		
Hide Selection	CTRL + 3	Object Menu > Hide > Selection																		
Selects All Objects	CTRL + A	Select Menu > All																		
Deselects Objects	SHIFT + CTRL + A	Select Menu > Deselect																		
Lock a Selection	CTRL + 2	Object Menu > Lock > Selection																		